

Features:

SMD/ Single-Turn/ Cermet/ Industrial
 2 Terminal Styles
 Rohs Compliant

Electrical Characteristics

Standard Resistance Range: 100Ω - 1MΩ
 Resistance Tolerance: ±25% std.
 Absolute Minimum Resistance: ≤2%
 Contact Resistance Variation: ≤5%
 Insulation Resistance : Infinite
 Adjustment Angle: 260° normal

Environmental Characteristics

Power Rating:(50VDC max)0.15W@70℃
 Temperature Range: -40℃ to +125℃
 Temperature Coefficient: ±250ppm/℃
 Soldering Heat: 260℃, 10 seconds
 Humidity:90% RH 500hours
 Endurance:@70℃,500H,ΔR≤5%
 Rotational Life: 20Cycles,ΔR≤±15%

How to order:

ET3303 X - 3 - 103

Model _____
 Style _____
 Orientation of Parts In Tape:
 • Styles W, C -Terminals Toward Sprocket Holes
 • Styles X, D - Terminals Away From Sprocket Holes (preferred)
 Standard or Modified Product Indicator _____
 -1 = Single Slot (C, D Pin Styles Only)
 -3 = Cross Slot Low Profile (W, X Pin Styles Only)
 Resistance Code _____

Physical Characteristics

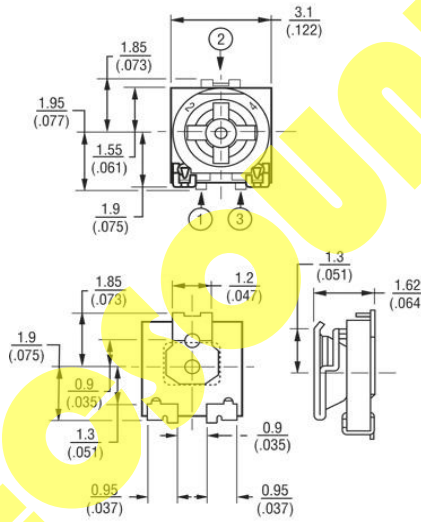
Mechanical Angle: Continuous
 Starting Torque: ≤30mN·m
 Marking: Resistance code
 Standard Packaging: 2000pcs per reel/7"

Standard Resistance Table:

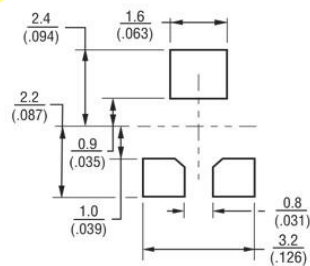
Resistance (Ohms)	Resistance Code
100	101
200	201
500	501
1000	102
2000	202
5000	502
10000	103
20000	203
50000	503
100000	104
200000	204
500000	504
1000000	105



3303W, X-3
 3mm Open Frame
 for Reflow Soldering
 3-Terminal
 Low Profile

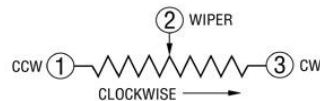


SUGGESTED PWB LAYOUT

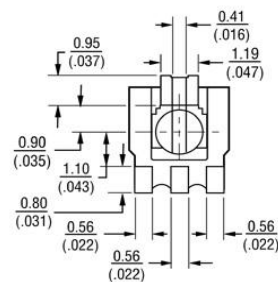
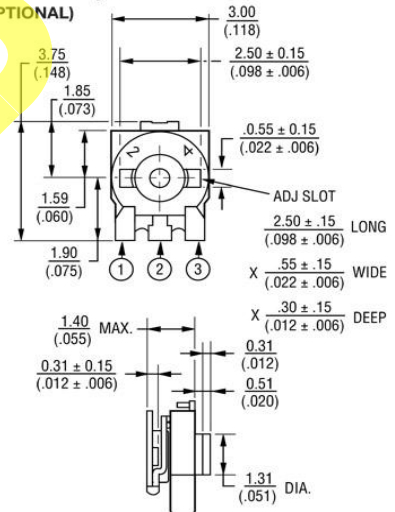


TOLERANCES: ± 0.30 (.012) EXCEPT WHERE NOTED

DIMENSIONS ARE: $\frac{\text{MM}}{\text{(INCHES)}}$



3303C,D-1
 3-Terminal
 Both Sides Adjust
 (OPTIONAL)



SUGGESTED PWB LAYOUT

